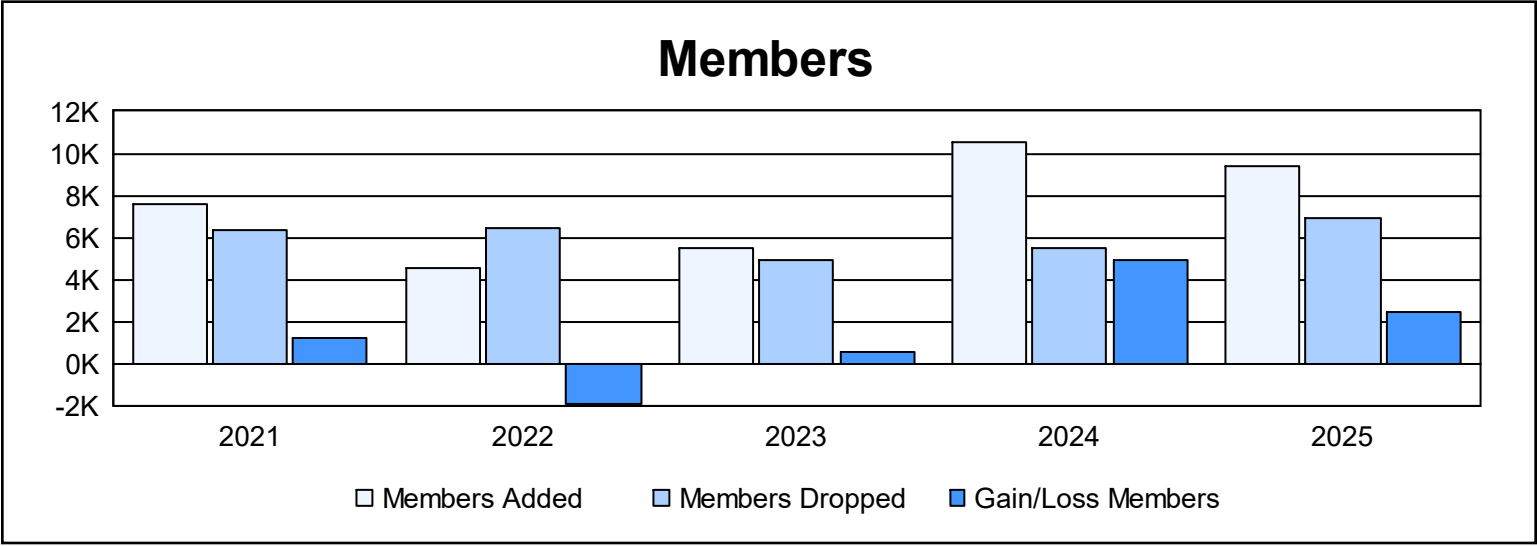
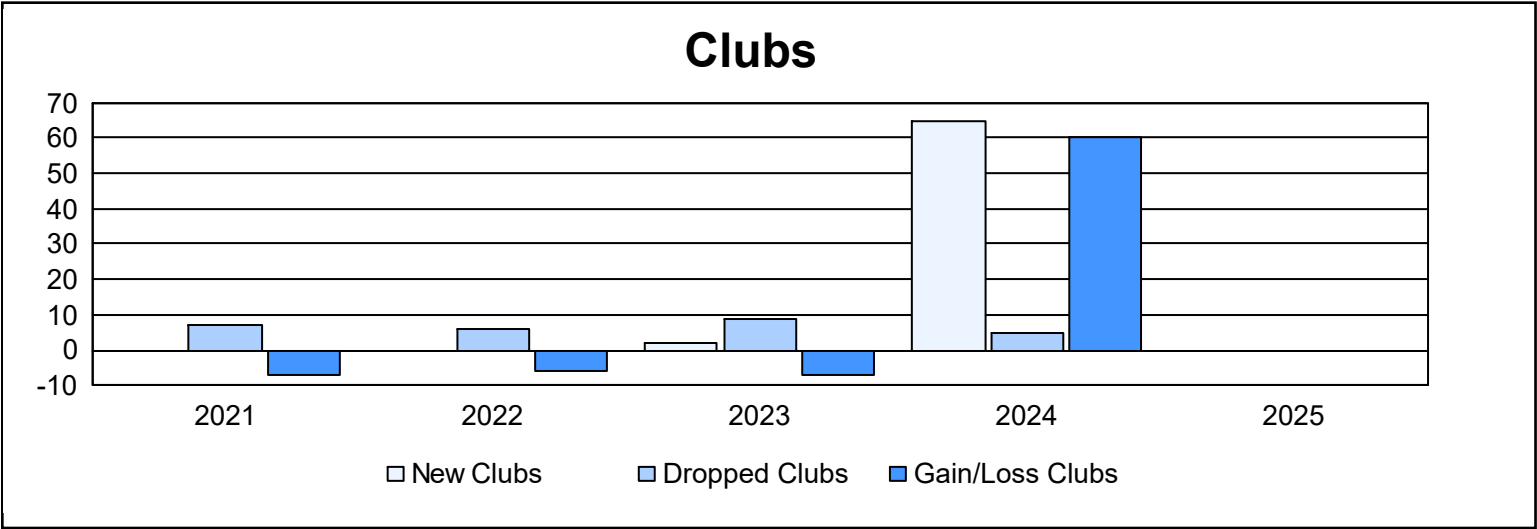
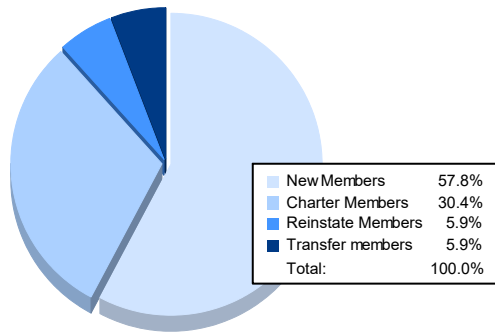


Year	New Clubs	Dropped Clubs	Gain/ Loss Clubs	New Members	Charter Members	Reinstate Members	Transfer Members	Total Member Added	Total Members Dropped	Gain/ Loss Members
2020-2021	0	7	-7	5,778	648	451	692	7,569	6,340	1,229
2021-2022	0	6	-6	3,006	605	498	404	4,513	6,394	-1,881
2022-2023	2	9	-7	4,323	399	358	392	5,472	4,947	525
2023-2024	65	5	60	7,507	1,952	491	532	10,482	5,527	4,955
2024-2025				5,405	2,847	548	553	9,353	6,944	2,409
Average	17	7	10	5,204	1,290	469	515	7,478	6,030	1,447



### Membership Composition June 2025 Cumulative



### Gender Composition June 2025 Cumulative

